

Алматы (7273)495-231  
 Ангарск (3955)60-70-56  
 Архангельск (8182)63-90-72  
 Астрахань (8512)99-46-04  
 Барнаул (3852)73-04-60  
 Белгород (4722)40-23-64  
 Благоевский (4162)22-76-07  
 Брянск (4832)59-03-52  
 Владивосток (423)249-28-31  
 Владикавказ (8672)28-90-48  
 Владимир (4922) 49-43-18  
 Волгоград (844)278-03-48  
 Вологда (8172)26-41-59  
 Воронеж (473)204-51-73  
 Екатеринбург (343)384-55-89

Ижевск (3412)26-03-58  
 Иваново (4932)77-34-06  
 Иркутск (395)279-98-46  
 Казань (843)206-01-48  
 Калининград (4012)72-03-81  
 Калуга (4842)92-23-67  
 Кемерово (3842)65-04-62  
 Киров (8332)68-02-04  
 Коломна (4966)23-41-49  
 Кострома (4942)77-07-48  
 Краснодар (861)203-40-90  
 Красноярск (391)204-63-61  
 Курск (4712)77-13-04  
 Курган (3522)50-90-47  
 Липецк (4742)52-20-81

Киргизия (996)312-96-26-47

Магнитогорск (3519)55-03-13  
 Москва (495)268-04-70  
 Мурманск (8152)59-64-93  
 Набережные Челны (8552)20-53-41  
 Нижний Новгород (831)429-08-12  
 Новокузнецк (3843)20-46-81  
 Ноябрьск (3496)41-32-12  
 Новосибирск (383)227-86-73  
 Ноябрьск (3496)41-32-12  
 Омск (3812)21-46-40  
 Орел (4862)44-53-42  
 Оренбург (3532)37-68-04  
 Пенза (8412)22-31-16  
 Петрозаводск (8142)55-98-37  
 Псков (8112)59-10-37

Россия (495)268-04-70

Пермь (342)205-81-47  
 Ростов-на-Дону (863)308-18-15  
 Рязань (4912)46-61-64  
 Самара (846)206-03-16  
 Саранск (8342)22-96-24  
 Санкт-Петербург (812)309-46-40  
 Саратов (845)249-38-78  
 Севастополь (8692)22-31-93  
 Симферополь (3652)67-13-56  
 Смоленск (4812)29-41-54  
 Сочи (862)225-72-31  
 Ставрополь (8652)20-65-13  
 Сыктывкар (8212)25-95-17  
 Surgut (3462)77-98-35  
 Тамбов (4752)50-40-97

Казахстан (772)734-952-31

Тверь (4822)63-31-35  
 Тольятти (8482)63-91-07  
 Томск (3822)98-41-53  
 Тула (4872)33-79-87  
 Тюмень (3452)66-21-18  
 Улан-Удэ (3012)59-97-51  
 Ульяновск (8422)24-23-59  
 Уфа (347)229-48-12  
 Хабаровск (4212)92-98-04  
 Чебоксары (8352)28-53-07  
 Челябинск (351)202-03-61  
 Череповец (8202)49-02-64  
 Чита (3022)38-34-83  
 Якутск (4112)23-90-97  
 Ярославль (4852)69-52-93

<https://schmitz.nt-rt.ru> || [szk@nt-rt.ru](mailto:szk@nt-rt.ru)

## Гинекологические кресла Medi-Matic

### medi-matic® Series 115 more functionality, flexibility and comfort

#### The right examination and treatment chair for gynaecology and rectoscopy/proctology

- modern design adapted to ergonomic requirements
- electromotive adjustment of foot supports (115.755)
- electromotive height, seat and back section adjustment via foot switch
- quick adjustment of examination positions within a few seconds
- call up all chair functions via remote control
- saving of time and more comfort by memory function (115.725 + 115.755)
- a low starting position allows the patient to take her place easily – without the need of a foot step
- easy detachable leg support systems – especially advantageous for wheel chair patients and patient transfer
- an adjustable seat heating provides extra comfort
- easy to keep clean and hygienic due to smooth and closed surfaces
- plenty of colours available for a creatively designed finish
- nominal capacity 200 kg

Illustration:  
 115.755 with foot supports 101.442  
 with head cushion 101.372




Design: Rainer Schindhelm



**The new and trend-setting control concept for the examination and treatment chairs medi-matic® 115.725 and 115.755**

- Illuminated graphics display to indicate all chair functions
- Electronic diagnosis function
- 2 additional programmable keys e.g. for seat heating, triggering of a cold light source or a colposcope with integrated sockets 101.680
- Storage and display of 8 memory positions (treatment positions/physician's selection)
- Up to 50% reduction of adjustment times on 115.725 and 115.755 chairs
- Soft start-up and ergonomic movement of chair positionings
- Foot and hand operation for the control of all adjustments



Display colours:  
Blue: Back section adjustment  
Yellow: Seat adjustment  
Green: Memory  
White: Foot supports  
The colour as displayed indicates the foot switch mode.

Foot switch for 115.725 and 115.755:  
operation of the chair via foot switch.



# You have the choice – different leg support systems available







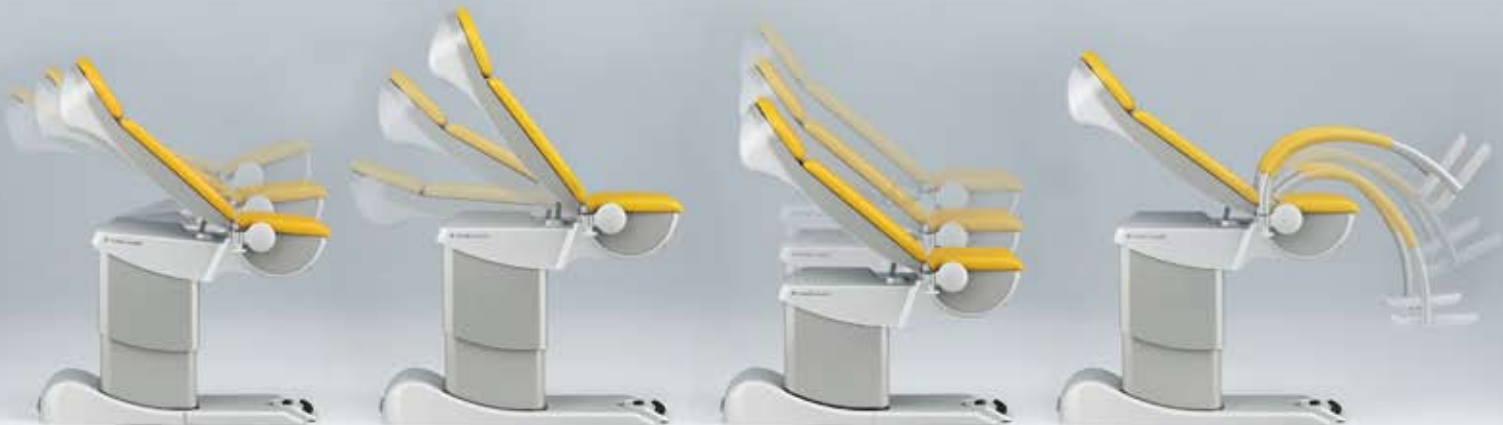
### Basic equipment:

- 1 Rinsing basin, plastics, extensible
- 2 Storage compartment for paper rolls
- 3 Bracket for manual control unit made of 18/10 stainless steel, can be fitted on the left or right side as required, snap-in function.
- 4 Removable seat padding for perfect cleaning and easy replacement.

# medi-matic® Series 115 for gynaecology, rectoscopy/proctology



Model No.	Description
115.715	<b>Examination and Treatment Chair</b> Electromotive adjustment of Trendelenburg position and back section, and in addition electromotive height adjustment from 600 – 900 mm, mounting height: 550 mm
115.725	<b>Examination and Treatment Chair</b> Electromotive adjustment of Trendelenburg position and back section, and in addition electromotive height adjustment from 600 – 900 mm, mounting height: 550 mm. With memory function for storing of 8 positions
115.755	<b>Examination and Treatment Chair</b> Electromotive adjustment of Trendelenburg position and back section, and in addition electromotive height adjustment from 600 – 900 mm, mounting height: 550 mm. With memory function for storing of 8 positions. Electromotive adjustment of foot supports (without foot supports/ Please consider corresponding ref.-no. 101.442)
<b>Attention:</b> All basic models without leg support system. Please choose from four different systems. (See page 10) Mobility available (see page 13)	
<b>Note:</b> Please refer to the varimed prospectus no. 70 on page 17 for our range of suitable examination stools and seats.	



Trendelenburg position

Back section adjustment

Height adjustment

electromotive foot-support adjustment  
(115.755)

## Standard equipment:

Seat, back and head sections with ergonomic upholstery, rinsing basin of plastics, extensible, storage for paper rolls up to 500 mm width, remote control via foot switch, base plate with 4 levelling screws, plastic claddings and covers in silver grey, telescopic cladding of column and seat/back section frame powder coated acc. to colour chart, upholsteries acc. to colour chart. Connection cable of 3 m with mains plug (upon request, prepared for fixed connection to the wall/ earth, without connection cable).

Power supply: 230 V, 50 Hz, max. 0.45 kW.  
Nominal capacity: 200 kg.

## Important:

2 plug sockets at the chair available, acc. to safety standards EN 60601-1!

See accessories!

Small space between base casing of chair and floor may be sealed!

## Powder coated finish:

High quality multilayer gloss paint of extreme knock and scratch resistance. Easy to clean and to disinfect. Resistant to climatic conditions. Available in Schmitz colours acc. to colour chart (without surcharge).

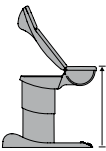
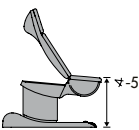
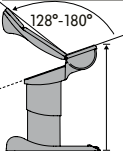
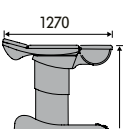
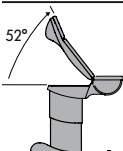
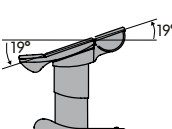

**Further optional colours acc. to RAL-colour chart at extra charge. Model No. 100.051.**

## Upholstery:

High quality, hard wearing foam rubber with leatherette cover. Available in Schmitz colours acc. to colour chart without surcharge (classic and comfort qualities).

## The following information is requested upon order:

Colour of upholstery: see colour chart!  
Colour of powder coating of telescopic steel casing and seat/back frame: see colour chart!

Positionings, Dimensions:	115.715	115.725	115.755
	600–900 mm*	600–900 mm*	600–900 mm*
	550 mm*	550 mm*	550 mm*
	850–1,150 mm*	850–1,150 mm*	850–1,150 mm*
	600–900 mm*	600–900 mm*	600–900 mm*
	0 - 52°	0 - 52°	0 - 52°
	+ 19° - 19°	+ 19° - 19°	+ 19° - 19°
	Inclination of foot supports up to 95 mm over the ground		
Base plate	all models: 1,050 x 575 mm		
Width of upholstery	all models: back section: 560 mm, seat section 585 mm		
Back section, electr. adjustable	■	■	■
Trendelenburg position, electr. adjustable	■	■	■
Height, electr. adjustable	■	■	■
Memory function		■	■
Rinsing basin	■	■	■
Side rails, seat section	●	●	●
Foot supports, electr. adjustable			■
Net weight (w/o access.)	155 kg	155 kg	164 kg

■ = standard equipment

● = at extra charge

# Accessories



1



2

**1 Foot supports (pair) 101.442**  
with integrated, powder coated handles, can be swivelled to the side, lockable. Leatherette covers for handles acc. to colour chart. Plastic covers of transparent material as protection for the foot supports

**2 Leg supports, Göpel type (pair) 101.455**  
with integrated, powder coated handles. Leatherette covers for handles acc. to colour chart. Leg supports with integral foam upholstery in silver grey, including fastening strap, rod of stainless steel 18/10



3



4


**3 Göpel leg support (piece) 101.227**  
covered integral foam upholstery in silver grey, including fastening strap, rod of stainless steel 18/10, excluding attachment clamp (Allow for 101.137 and 101.167)

**Side rails (pair) 101.137**  
for the seat section, stainless steel 18/10, 25 x 10 mm, 290 mm long

**Attachment clamp (piece) 101.167**  
revolving, stainless steel 18/10, for installation on side rails

**Handle (piece) 101.158**  
integral foam upholstery in silver grey, for installation on side track 101.137 (only in combination with Göpel leg supports 101.227)

**4 Ergo Steps (pair) 101.231**  
leg support system with adjustable heel/ calf troughs, grey plastic, can be swivelled to the side, integrated handles of circular tube in the same colour as the chair. Attachment elements in stainless steel 18/10, for installation on side rails (Allow for 101.137)



5



7



9



6

**5 Leg plate 101.445**

extensible, integrated into seat section frame, with integral foam pad, grey (L 340 x W 470 x H 20 mm). Nominal capacity: 25 kg. (subsequent fitting possible)

**6 Leg plate 101.447**

push-in plate, upholstered (L 670 x W 550 x H 45 mm), leatherette cover acc. to colour chart. Nominal capacity: 50 kg. (subsequent fitting possible)



8

**7 Intermediate upholstery 101.446**

push-in-upholstery of integral foam, grey, for extensible leg plate 101.445 (subsequent fitting possible)

**8 Head cushion 101.372**

leatherette cover acc. to colour chart



10



11

**9 Plastic cover 101.481**

for the upholstery of the seat

**10 Plastic covers (pair) 101.480**

of transparent material, as foot support protection

**11 Seat heating 101.462**

activated or switched off by manual control unit. Average power consumption approx. 20 watts, adjustable indication of temperature via display (not available with chairs for urologic purposes and model no. 115.715)



# Accessories



12



13

## 12 **Schmitz Set**

### **Treatment unit with supporting arm 101.650**

can be rotated and swivelled, universal treatment set for instruments, medication, disposable material etc., can be fitted to the chair, RH or LH fitting, max. load 5 kg.

## 13 **Shelf with supporting arm 101.651**

can be rotated and swivelled, e.g. for instruments and equipment. Utilisable space: 309 x 285 mm, max. load 10 kg.



14

101.650 with 101.430 + colposcope



15



For simultaneous fixation please consider connecting clamps 101.652.

## 14 **Colposcope support 101.435**

for Kaps and Zeiss systems, R.H. or L.H. fitting. Please order necessary mounting tube with attachment from your colposcope supplier! (without colposcope)

## 15 **Colposcope support 101.430**

for Leisegang, Olympus and Leica systems, R.H. or L.H. fitting (without colposcope)

### **Connecting Clamps (pair) 101.652**

for simultaneous fixation of colposcope holder 101.430/101.435 and Schmitz-Set treatment unit 101.650 or shelf 101.651



16

- 16 **Foot rest for the doctor 101.475**  
stainless steel



17

- 17 **Mounting step 101.452**  
fixed to the chair, movable, tread of plastic material in silver grey (not possible in connection with mobility 101.230)

**Mobility 101.230**

6 double castors, Ø 50 mm, ball bearing, 4 of which lockable and 2 electrically conductive (subsequent fitting not possible) not illustrated



18

- 18 **Stainless steel cover 101.203**  
for plastic rinsing basin. Opens automatically upon pull-out of rinsing basin.



19

- 19 **Stainless steel basin 101.201**  
(surcharge)  
355 x 325 x 65 mm



20

- 20 **Paper roll 100.176**  
400 mm wide, stored into the integrated compartment



21 and 22

- 21 **2 Power sockets 101.490 for 115.715**  
acc. to EN 60601-1.  
(subsequent fitting not possible)

**2 Power sockets 101.491**  
as 101.490, but "Swiss type" socket  
(subsequent fitting not possible)

- 22 **2 Power sockets 101.680 for 115.725 and 115.755**  
according to EN 60601-1, activation of 1 socket by manual control unit.  
(subsequent fitting not possible)

**2 Power sockets 101.681**  
as 101.680, but "Swiss design".  
(subsequent fitting not possible)

Other country-specific sockets available on request.

# medi-matic® Series 115

## The examination and treatment chair for urology

CE

Of decisive importance for the concept of the medi-matic 115:

The everyday requirements of hospital and consultant practice, both from the technical and financial aspects.

- modern design adapted to ergonomic requirements
- electromotive height, seat and back section adjustment via foot switch
- electromotive adjustment of foot supports (115.755)
- quick adjustment of examination positions within a few seconds
- remote control for all adjustments
- saving of time and more comfort by memory function (115.725 + 115.755)
- a low starting position allows the patient to take place easily – without the need of a foot step
- easy to keep clean and hygienic due to smooth and closed surface
- plenty of colours for a creatively designed finish
- nominal capacity up to 200 kg

### Illustration:

115.715 with Göpel leg supports 101.227, attachment clamps 101.167, hand grips 101.158, side rails 101.137, head cushion 101.372 and basin with gyro flushing 101.494

### Colours:

upholstery: platinum grey 90  
powder coated finish: RAL 5003  
plastic cladding: silver grey







**The new and trend-setting control concept for the examination and treatment chairs medi-matic® 115.725 and 115.755**

- Illuminated graphics display to indicate all chair functions
- Electronic diagnosis function
- 2 additional programmable keys e.g. for water supply (gyro flushing system) or triggering of a cold light source with integrated sockets 101.680
- Storage and display of 8 memory positions (treatment positions/physician's selection)
- Up to 50% reduction of adjustment times on 115.725 and 115.755 chairs
- Soft start-up and ergonomic movement of chair positionings
- Foot and hand operation for the control of all adjustments



Display colours:  
Blue: Back section adjustment  
Yellow: Seat adjustment  
Green: Memory  
White: Foot supports  
The colour as displayed indicates the foot switch mode.

Foot switch for 115.725 and 115.755.  
The water valve is triggered by means of an additional function key. It replaces the former button on the base panelling.





# medi-matic® Series 115 for urology and urodynamics



Model No.	Description
115.715	<b>Examination and Treatment Chair</b> Electromotive adjustment of Trendelenburg position and back section, and in addition electromotive height adjustment from 600 – 900 mm, mounting height: 550 mm.
115.725	<b>Examination and Treatment Chair</b> Electromotive adjustment of Trendelenburg position and back section, and in addition electromotive height adjustment from 600 – 900 mm, mounting height: 550 mm. With memory function for storing of 8 positions
115.755	<b>Examination and Treatment Chair</b> Electromotive adjustment of Trendelenburg position and back section, and in addition electromotive height adjustment from 600 – 900 mm, mounting height: 550 mm. With memory function for storing of 8 positions. Electromotive adjustment of foot supports (without foot supports. Please consider corresponding ref.-no. 101.442)

**Attention:** All basic models **without** leg support system.  
 Please choose from four different systems.  
 (See page 54)  
 Mobility available (see page 55)

**Note:** Please refer to the varimed prospectus no. 70 on page 17 for our range of suitable examination stools and seats.



Trendelenburg position

Adjustment of back section

Height adjustment

Electromotive foot-support adjustment (115.755)

## Standard equipment:

Seat, back and head sections with ergonomic upholstery, rinsing basin of plastics, extensible, storage for paper rolls up to 500 mm width, remote control via foot switch, base plate with 4 levelling screws, plastic claddings and covers in silver grey, telescopic cladding of column and seat/back section frame powder coated acc. to colour chart, upholsteries acc. to colour chart. Connection cable of 3 m with mains plug (upon request, prepared for fixed connection to the wall/ earth, without connection cable).

Power supply: 230 V, 50 Hz, max. 0.45 kW.  
Nominal capacity: 200 kg.

## Important:

2 plug sockets at the chair available, acc. to safety standards EN 60601-1!

See accessories!

Small space between base casing of chair and floor may be sealed!

## Powder coated finish:

High quality multilayer gloss paint of extreme knock and scratch resistance. Easy to clean and to disinfect. Resistant to climatic conditions. Available in Schmitz colours acc. to colour chart (without surcharge).

**Further optional colours acc. to RAL-colour chart at extra charge Model No. 100.051.**

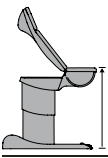
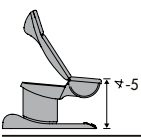
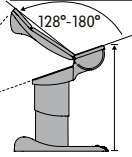
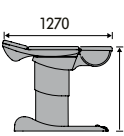
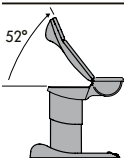
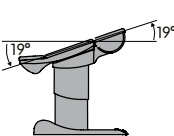

## Upholstery:

High quality, hard wearing foam rubber with leatherette cover. Available in Schmitz colours acc. to colour chart without surcharge (classic and comfort qualities).

## The following information is requested upon order:

Colour of upholstery: see colour chart!  
Colour of powder coating of telescopic steel casing and seat/back frame: see colour chart!

### Positionings, Dimensions:

	115.715	115.725	115.755
	600–900 mm*	600–900 mm*	600–900 mm*
	550 mm*	550 mm*	550 mm*
	850–1,150 mm*	850–1,150 mm*	850–1,150 mm*
	600–900 mm*	600–900 mm*	600–900 mm*
	0 - 52°	0 - 52°	0 - 52°
	+ 19° - 19°	+ 19° - 19°	+ 19° - 19°
	Inclination of foot supports up to 95 mm over the ground		
Base plate	all models: 1,050 x 575 mm		
Width of upholstery	all models: back section 560 mm, seat section 585 mm		
Back section, electr. adjustable	■	■	■
Trendelenburg position, elect. adjustable	■	■	■
Height, electr. adjustable	■	■	■
Memory, with automatic return		■	■
Rinsing basin	■	■	■
Side rails, seat section	●	●	●
Side rails, back section			■
Net weight	155 kg	155 kg	164 kg

■ = standard equipment

● = at extra charge

\* in connection with mobility 101.230 please add 50 mm.

# medi-matic® Series 115

## Accessory kits for urology



Model No.

---

**Proposal 1:**

- 2 x **101.227** Leg support, Göpel type
- 2 x **101.167** Attachment clamp, swivel
- 1 x **101.137** Side rails (pair)
- 2 x **101.158** Hand grip
- 1 x **101.494** Basin with gyro flushing
- 1 x **100.184** Sieve

alternative:

- 1 x **101.202** Basin with outlet
- 1 x **100.135** 12-litres bucket

**Proposal 2:**

- 1 x **101.455** Leg support, Göpel type (pair)  
with integrated, powder coated handles

or

- 1 x **101.442** Foot supports (pair)
- 1 x **101.494** Basin with gyro flushing
- 1 x **100.184** Sieve

alternative:

- 1 x **101.202** Basin with outlet
- 1 x **100.135** 12-litres bucket

# Accessory kits for urodynamics



Model No. \_\_\_\_\_

## Proposal 1:

- 1 x **101.495** Special pad for seat
  - 1 x **101.139** Side rails (pair)  
100 mm long
  - 1 x **101.496** Adapting section, as extension,  
two-piece
  - 1 x **101.442** Foot supports\* (pair)  
or
  - 1 x **101.455** Leg support, Göpel type (pair)  
with integrated, powder coated handles
- \* for examination and treatment chair 115.755

## Proposal 2:

- 1 x **101.495** Special pad for seat
- 1 x **101.496** Adapting section, as extension,  
two-piece
- 2 x **101.227** Leg support, Göpel type
- 2 x **101.167** Attachment clamp, swivel
- 1 x **101.137** Side rails (pair)
- 2 x **101.158** Hand grip

## Note:

Please consider the bracket 101.497 upon ordering of basin with gyro flushing 101.494.



Supporting bar 101.498 for upright positioning (80°) of the back section upholstery



Adapting section, as extension 101.496



# medi-matic® Series 115 Accessories



1

- 1 Basin with gyro flushing 101.494**  
stainless steel 18/10, large and round basin  
Ø 360 mm extensible, swivel-type, lockable in  
any position, version for greater hygiene without  
profile, odour sealing by siphon trap at site  
(wall/floor system), water regulation activated  
by foot switch or hand control (115.725 and  
115.755), flexible outlet hose and connecting  
piece, Ø 40 mm. According to DIN EN 1717.  
No plastic rinsing basin as standard fitting.  
(No subsequent installation possible)  
Incl. plastic cover 101.481.

## **Basin with gyro flushing 101.499**

water regulation activated by foot switch integrated  
into the base plate cladding in the 115.715 model,  
for the rest, same execution as 101.494.



2



3

- 2 Sieve 100.184**  
round, stainless steel,  
for basin with gyro flushing
- 3 Bracket 101.497**  
stainless steel, lateral storing on LHS or RHS,  
for basin with gyro flushing



4



5

- 4 Rinsing basin 101.202**  
stainless steel 18/10,  
W 350 x L 325 x D 65 mm, with outlet,  
stopper and hose 3/4", 1200 mm long.  
No plastic rinsing basin as standard fitting.  
Incl. plastic cover 101.481.
- 4 12-litres bucket 100.135**  
stainless steel 18/10, with recess in the lid to  
insert hose
- 5 Drain gutter for fluids 101.660**  
made of stainless steel, for installation behind  
the seat section





6



7



8

**6 Special seat section pad 101.495**

for 'Urodynamic' section,  
W 585 mm, L 350 mm.  
Replaces standard seat section pad

**6 Adapting section 101.496**


as extension, two-piece, for 'Urodynamic' section,  
each piece:  
W 220 mm, L 150 mm  
(requires side rails 101.139, page 55)

**7 Supporting bar 101.498**

for upright positioning (80°) of the back section  
upholstery

**8 Mounting step 101.452**

fixed to the chair, movable, tread of  
plastic material in silver grey  
(cannot be provided together with  
mobility 101.230)



9



10



11



12

**9 Leg plate 101.445**

extensible, integrated into seat section frame,  
with integral foam pad, grey.  
Nominal capacity: 25 kg  
pad: W 470, H 20, L 340 mm  
(subsequent fitting possible)

**10 Intermediate upholstery 101.446**

push-in-upholstery, out of integral foam, grey,  
for extensible leg plate 101.445  
(subsequent fitting possible)

**11 Leg plate 101.447**

push-in plate, upholstered, leatherette  
cover acc. to colour chart.  
Nominal capacity: 50 kg  
pad: W 550, H 45, L 670 mm  
(subsequent fitting possible)

**12 Foot rest for the doctor 101.475**

stainless steel (not suitable with 101.494/101.499)



13



14

**13 Schmitz-Set  
Treatment unit with supporting arm  
101.650**

can be rotated and swivelled, universal treatment  
set for instruments, medication, disposable material  
etc., can be fitted to the chair, RH or LH fitting,  
max. load 5 kg.

**14 Shelf with supporting arm 101.651**

can be rotated and swivelled, e.g. for instruments  
and equipment, utilisable space: 309 x 285 mm,  
max. load 10 kg.

# medi-matic® Series 115

## Accessories



15



17



19



16



18



20

- 15 Göpel leg support (piece) 101.227**  
integral foam upholstery in silver grey, including fastening strap, rod of stainless steel 18/10, excluding attachment clamp  
(Allow for 101.137 and 101.167)

- 16 Leg support (piece) 101.221**  
Göpel type, with black integral foam pad, with fastening strap, without clamp, rod of stainless steel 18/10  
(Allow for 101.137 and 101.167)

- 15+16 Side rails (pair) 101.137**  
for the seat section, stainless steel, 25 x 10 mm, 290 mm long

- 15+16 Attachment clamp (piece) 101.167**  
revolving, stainless steel, for installation on side tracks

- 17 Foot supports (pair) 101.442**  
with integrated, powder coated handles, can be swivelled to the side, lockable. Leatherette cover for handles acc. to colour chart. Plastic covers of transparent material as protection for the foot supports.

- 18 Leg supports, Göpel type (pair) 101.455**  
with integrated, powder coated handles. Leatherette cover for handles acc. to colour chart. Leg supports with covered integral foam upholstery in silver grey, including fastening strap, rod of stainless steel 18/10.

- 19 Handle (piece) 101.158**  
integral foam upholstery in silver grey, for installation on side rail 101.137

- 20 Head cushion 101.372**  
leatherette cover acc. to colour chart



21



22

21 **Side rails (pair) 101.138**  
stainless steel, 25 x 10 mm, fixed to back section, for the attachment of accessories, 480 mm long (subsequent fitting not possible)

22 **Side rails (pair) 101.139**  
stainless steel, 25 x 10 mm, 150 mm long, for the seat, usable with 101.442 or 101.455, for fixation of the adapting section 101.496 (subsequent fitting not possible)

**Paper roll 100.176**

(w/o ill.)

400 mm wide, stored into the integrated compartment

**Mobility 101.230**

6 double castors, Ø 50 mm, ball bearing, 4 of which lockable and 2 electrically conductive (subsequent fitting not possible; not available together with basin w/gyro flushing 101.499) not illustrated



23



24

23 **Arm rest 101.102**  
integral foam pad, antistatic, black, with straps and clamp 101.166, horizontally and vertically adjustable, tiltable by ball-and-socket joint, 280 mm long pad, stainless steel attachment (Side rails, model no. 100.138 have to be considered)

24 **Arm rest 101.103**  
same as 101.102, but with 400 mm long pad (Side rails, model no. 100.138 have to be considered)



25



26



27

25 **Socket for potential equalisation 101.493**

26 **2 Power sockets 101.490 for 115.715**  
acc. EN 60601-1.  
(subsequent fitting not possible)

**2 Power sockets 101.491**  
as 101.490, but "Swiss type" socket  
(subsequent fitting not possible)

**2 Power sockets 101.680 for 115.725 and 115.755**  
according to EN 60601-1, activation of 1 socket by manual control unit.  
(subsequent fitting not possible)

**2 Power sockets 101.681**  
as 101.680, but "Swiss design".  
(subsequent fitting not possible)  
Other country-specific sockets available on request.

27 **Plastic cover 101.481**  
for the upholstery of the seat



# medi-matic® 115

## Numerous colour options available



caribbean blue 82  
grey aluminium RAL 9007



mint green 80  
fir green RAL 1703020



red carmine 92  
grey aluminium RAL 9007



atlantic blue 83  
grey aluminium RAL 9007


# Colours for powder coated finishes, upholsteries, plastics and working tops

You have a wide choice for designing your furnishings entirely according to your taste. With our range of colours numbering in excess of 40 and the numerous combination variants there are no wishes, which cannot be fulfilled.


Whether muted or cheerful, classical or modern, elegant or extravagant – you are guaranteed to quickly find the matching colour tone in our range.

Use your choice of colour to achieve a positive effect on your patients. For this we would recommend to you, for example, an optimistic yellow, a soothing blue or a relaxing green.

We would be delighted to advise you – please feel free to contact us.



grey white RAL 9002



pure white RAL 9010




alabaster grey RAL 0007500\*



light grey RAL 7035



anthracite grey RAL 7016



jet black RAL 9005



white aluminium RAL 9006



grey aluminium RAL 9007



rape yellow RAL 1009050\*



signal yellow RAL 1003



yellow orange RAL 0506060\*



light ivory RAL 1015




sahara beige RAL 0607030\*



copper brown RAL 8004



antique pink RAL 3014



pastel lilac RAL 3108010\*



jade green RAL 1808010\*



fir green RAL 1703020\*



lemon green RAL 1008060\*



leaf green RAL 1206050\*



turquoise blue RAL 5018



white blue RAL 2408015\*



light blue RAL 2606030\*



sapphire blue RAL 5003

\* RAL shades

## Leatherette comfort



mint green 80



moss green 81




caribbean blue 82



atlantic blue 83



blossom white 84



parchment beige 85




gold yellow 86



tobacco brown 87

**no longer available**



rosewood 88



granite grey 89




platinum grey 90



titan grey 91



red carmine 92



natural brown 93

**We recommend:**  
**Special cleaner for leatherette**  
**Model no. 02019878**

Spray bottle with 500 ml contents  
(packaging units 3 bottles)

Please refer to our operating manuals  
for detailed information on cleaning and  
disinfection of upholsteries.

## Leatherette classic



white 53



silver grey 55



ocean 52



black 57

## Plastics



silver grey



pearl white 60



light grey 70

## Working tops



Алматы (7273)495-231  
 Ангарск (3955)60-70-56  
 Архангельск (8182)63-90-72  
 Астрахань (8512)99-46-04  
 Барнаул (3852)73-04-60  
 Белгород (4722)40-23-64  
 Благовещенск (4162)22-76-07  
 Брянск (4832)59-03-52  
 Владивосток (423)249-28-31  
 Владикавказ (8672)28-90-48  
 Владимир (4922) 49-43-18  
 Волгоград (844)278-03-48  
 Вологда (8172)26-41-59  
 Воронеж (473)204-51-73  
 Екатеринбург (343)384-55-89

Ижевск (3412)26-03-58  
 Иваново (4932)77-34-06  
 Иркутск (395)279-98-46  
 Казань (843)206-01-48  
 Калининград (4012)72-03-81  
 Калуга (4842)92-23-67  
 Кемерово (3842)65-04-62  
 Киров (8332)68-02-04  
 Коломна (4966)23-41-49  
 Кострома (4942)77-07-48  
 Краснодар (861)203-40-90  
 Красноярск (391)204-63-61  
 Курск (4712)77-13-04  
 Курган (3522)50-90-47  
 Липецк (4742)52-20-81

Киргизия (996)312-96-26-47

Магнитогорск (3519)55-03-13  
 Москва (495)268-04-70  
 Мурманск (8152)59-64-93  
 Набережные Челны (8552)20-53-41  
 Нижний Новгород (831)429-08-12  
 Новокузнецк (3843)20-46-81  
 Ноябрьск (3496)41-32-12  
 Новосибирск (383)227-86-73  
 Ноябрьск (3496)41-32-12  
 Омск (3812)21-46-40  
 Орел (4862)44-53-42  
 Оренбург (3532)37-68-04  
 Пенза (8412)22-31-16  
 Петрозаводск (8142)55-98-37  
 Псков (8112)59-10-37

Россия (495)268-04-70

Пермь (342)205-81-47  
 Ростов-на-Дону (863)308-18-15  
 Рязань (4912)46-61-64  
 Самара (846)206-03-16  
 Саранск (8342)22-96-24  
 Санкт-Петербург (812)309-46-40  
 Саратов (845)249-38-78  
 Севастополь (8692)22-31-93  
 Симферополь (3652)67-13-56  
 Смоленск (4812)29-41-54  
 Сочи (862)225-72-31  
 Ставрополь (8652)20-65-13  
 Сыктывкар (8212)25-95-17  
 Сургут (3462)77-98-35  
 Тамбов (4752)50-40-97

Казахстан (772)734-952-31

Тверь (4822)63-31-35  
 Тольятти (8482)63-91-07  
 Томск (3822)98-41-53  
 Тула (4872)33-79-87  
 Тюмень (3452)66-21-18  
 Улан-Удэ (3012)59-97-51  
 Ульяновск (8422)24-23-59  
 Уфа (347)229-48-12  
 Хабаровск (4212)92-98-04  
 Чебоксары (8352)28-53-07  
 Челябинск (351)202-03-61  
 Череповец (8202)49-02-64  
 Чита (3022)38-34-83  
 Якутск (4112)23-90-97  
 Ярославль (4852)69-52-93